
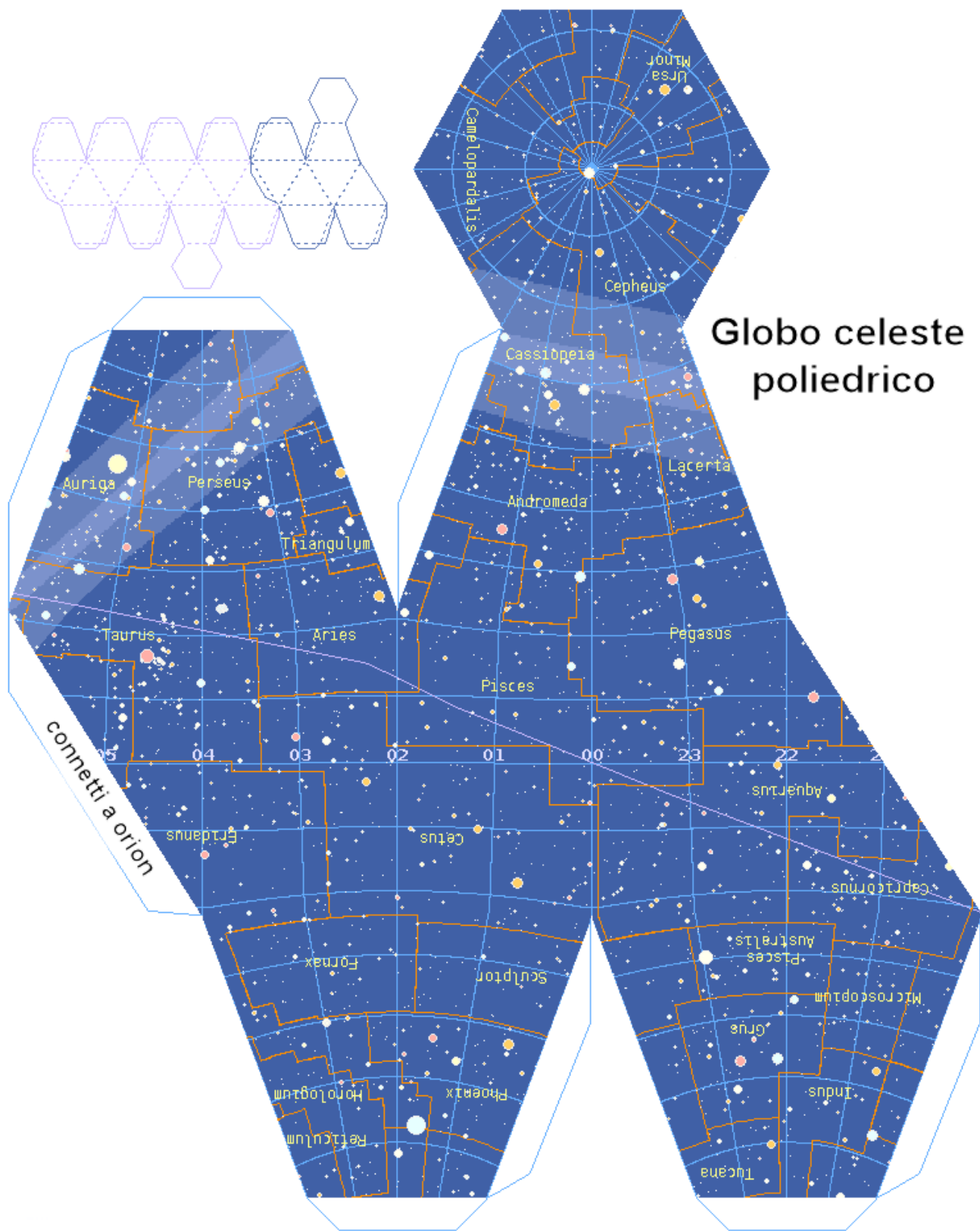


Creare il tuo globo celeste con un poliedro

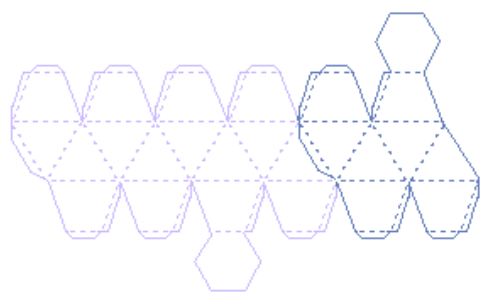


Creare il tuo globo celeste è semplice, stampa su cartoncino questo documento e segui le istruzioni:

1. ritaglia le tre parti del globo lungo le linee continue
2. piega lungo le linee tratteggiate
3. incolla le alette seguendo le istruzioni precise per far combaciare le costellazioni
4. Buon divertimento ad imparare le costellazioni



Globo celeste poliedrico



connetti a orion



connetti a virgo

Ursa Major

Canes Venatici

Leo Minor

Coma Berenices

Leo

Lynx

Gemini

Cancer

12

11

10

09

08

07

06

Sextans

Monoceros

Crater

Hydra

Lepus

Antlia

Pixys

Canis Major

Orion

Vela

Columba

Puppis

Castor

Carina

Factor

Dorado

Musca

Volaris

Chamaeleon

Mensa

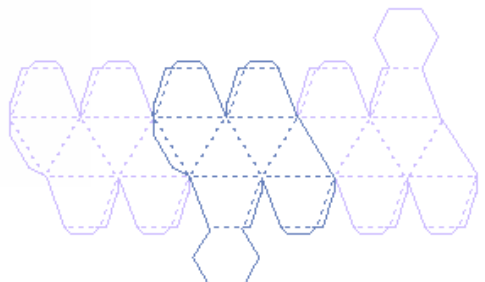
Triangulum Australe


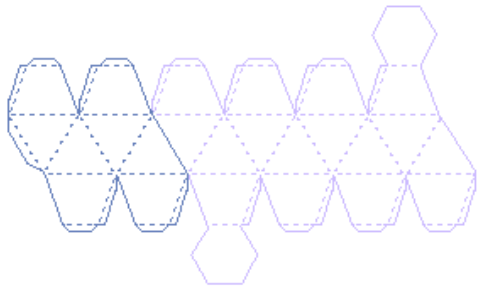
Aquas

Hydrus

Octans

Pavo





Gnomonic projection